












Sorting and taking out trash and recyclable waste

Recyclable waste

Sorting		Not acceptable as recyclable waste	Before taking out
Newspaper		Fliers may be mixed in with newspaper. Fold them in four.	<ul style="list-style-type: none"> Sort them into different types and strap them crosswise. Peel any vinyl film from tissue paper boxes, etc. Remove staples and Styrofoam.
Magazine and paper in general		Magazine Weekly magazines, secondhand books, Dictionaries, picture books, etc. Paper in general Candy boxes, paper boxes, tissue boxes, etc.	
Cardboard box		Fold them into a size of 40-50 cm.	
Paper pack		All paper packs	<ul style="list-style-type: none"> Wash them inside. Expand them using cutters or other tools, dry inside, and strap them crosswise.
Plastic bottle		Only those with the recycle mark are acceptable. 	
White Styrofoam tray		Only white Styrofoam trays for food are acceptable.	<ul style="list-style-type: none"> Remove the cap and wash inside. Peel away labels. Put them in the bag specified for plastic bottles at your trash station. (You do not have to sort them by color or size.)
Cloth		Only cloth of used clothes is acceptable.	
Waste can and ironware		Waste can Waste can for juice, oil, etc., and 18-liter square can Aluminum cans and iron cans are acceptable and do not have to be separated.	<ul style="list-style-type: none"> Wash them well, dry, and put them in the net bag at your trash station. As for colored, patterned, or dirty trays, take them out as combustible trash. Refrain from taking out trays on rainy days. (They will become non-conforming by dirt.) If a supermarket or convenient store that you use collects them, also use their service.
Waste bottle		Waste bottle for beverage and food Return returnable bottles (for sake (1.8 liter), beer, juice, etc.) to the store of purchase.	
Dry cell battery		Alkaline cell Manganese cell Oxyride cell Button cell Rechargeable battery	



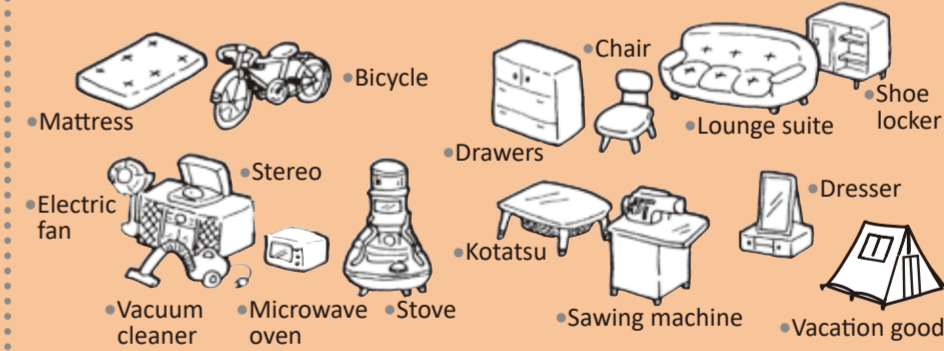

Do not use a sticky tape (e.g., a packing tape) to bind them.

Put them in containers at your trash station.

Trash not accepted	Industrial waste	Waste generated through industrial activities such as those of restaurant business, service business, manufacturing, and processing business	Industrial waste that belongs to the category of general waste can be disposed of by asking a waste disposal service approved by Kawachi Town. (for a price)
	Products subject to the Home Appliance Recycling Act	Air conditioner, television, refrigerator, and washing machine	Take them to the store of purchase, or when you buy a new one, ask the store of the new one to dispose of the old one. (for a price)
	Others	Tire, battery, automobile component, agricultural tool, plastic sheet for agriculture, boiler, underwater pump, motor, brick, concrete, stone, tile, asphalt, iron frame, explosive matter (gasoline, thinner, etc.), agricultural chemicals, harmful matter, medical waste, industrial waste, animal body, construction material remained from construction or rebuilding, motorcycle, and ash	Ask the store of purchase or a specialized waste disposal service to disposed of them.

Take out trash and recyclable waste during 7:00 to 8:00.

Trash

Category	Types of trash	Remarks
Combustible trash	<ul style="list-style-type: none"> Food garbage Rubber/Leather product Non-recyclable paper (Heat-sensitive paper, light-sensitive paper, Vinyl-coated paper, oil/wax-coated paper, carbon paper) Wood, fallen leaves Plastic container/package Vinyl sheet Styrofoam Plastic goods (Cassette tape, Cap of plastic bottle, etc.) 	<ul style="list-style-type: none"> For futon, carpet, blanket, etc., fold them small or cut them into small pieces before taking them out. For wood and branches, cut them to pieces of 1 m or shorter, and bind them in a conveyable size. For food oil, suck it with paper or cloth and put it in a paper bag, or solidify it before taking it out. Dispose any trash that contain metal as incombustible trash. Use the content completely before taking out a container.
Incombustible trash	<ul style="list-style-type: none"> Pottery Glassware Fluorescent lamp Mirror Small home electrical appliance Ironware (Pan, kettle, frying pan, etc.) 	<ul style="list-style-type: none"> As for sewing needles, razors, glass, etc., put them in a strong container and mark it with "Danger". To take out a lighter, use the gas completely before taking it out. When taking out a fluorescent lamp, do not mix it with other trash.
Large refuse	<ul style="list-style-type: none"> Furniture Home electrical appliance Bedding Vacation goods Bicycle Others <p><i>Make a reservation before taking out large refuse.</i></p> 	<ul style="list-style-type: none"> Make a reservation at the urban area development division of the Kawachi Town municipal office before taking out large refuse. (Phone: 84-2111) When you buy an electrical appliance to replace an old one, ask the store to dispose of the old one if possible. Remove fuel before taking out a stove.
Small home electrical appliance	<ul style="list-style-type: none"> 17 items 	<ul style="list-style-type: none"> To dispose of a small home electrical appliance (excluding computers), bring it to the special collection box installed at the front entrance of the main municipal office. Remove the battery pack and battery. To dispose of a computer, bring it to the urban city development division. The municipal office does not accept a keyboard or a monitor alone.

- Observe the following when taking out trash.
 - Sort them correctly as specified.
 - Take them out on the correct days.
 - When you take out combustible trash, incombustible trash, or large refuse, put them in a trash bag specified by Kawachi Town or stick a sticker specified for them.
 - Buy specified trash bags and stickers at a store that sell them on a contract with Kawachi Town. (For combustible/incombustible trash: 15 yen (one bag, including tax), large refuse: 150 yen (one sticker, including tax))
- Please cooperate with us by composting food garbage or other ways at home to reduce the amount of trash if you can.